

CONTRIBUTION OF BIOCONTROL TO SUSTAINABLE AGRICULTURE IN BRAZIL



Annual Biocontrol Industry Meeting* 21.10.2020

GUSTAVO HERRMANN
COMMERCIAL DIRECTOR KOPPERT BRAZIL

KOPPERT
BIOLOGICAL SYSTEMS

KOPPERT BRAZIL



We partner with nature
We work for growers
We keep improving
We build global networks
We are family



Microbiological Unity

Piracicaba - SP



Macrobiological Unity

Charqueada - SP





Distribution Map Koppert Brazil

Consolidated presence and performance in the main agricultural regions of the country.



MICROBIOLOGICAL PORTFOLIO



TRICHODERMIL[®]

TRIANUM[®]
DS

METARRIL[®]

DIPLOMATA[®]

BOVERIL[®]

BOVERIL[®]
CANA

CHALLENGER[®]

OCTANE[®]

BONEVILLE[®]

VERANEIO[®]

CHEVELLE[®]

MACROBIOLOGICAL PORTFOLIO



pretiobug[®] galloibug[®] podisibug[®] SPICAL[®]

 **bug**
Line



INOCULANTS & BIOSTIMULANTS PORTFOLIO



RIZOKOP[®]

RIZOKOP PLUS[®]

RIZOKOP[®]




STINGRAY[®]


acadian[®]

ROADSTER[®]

NatuGro

Line





Gazebo®

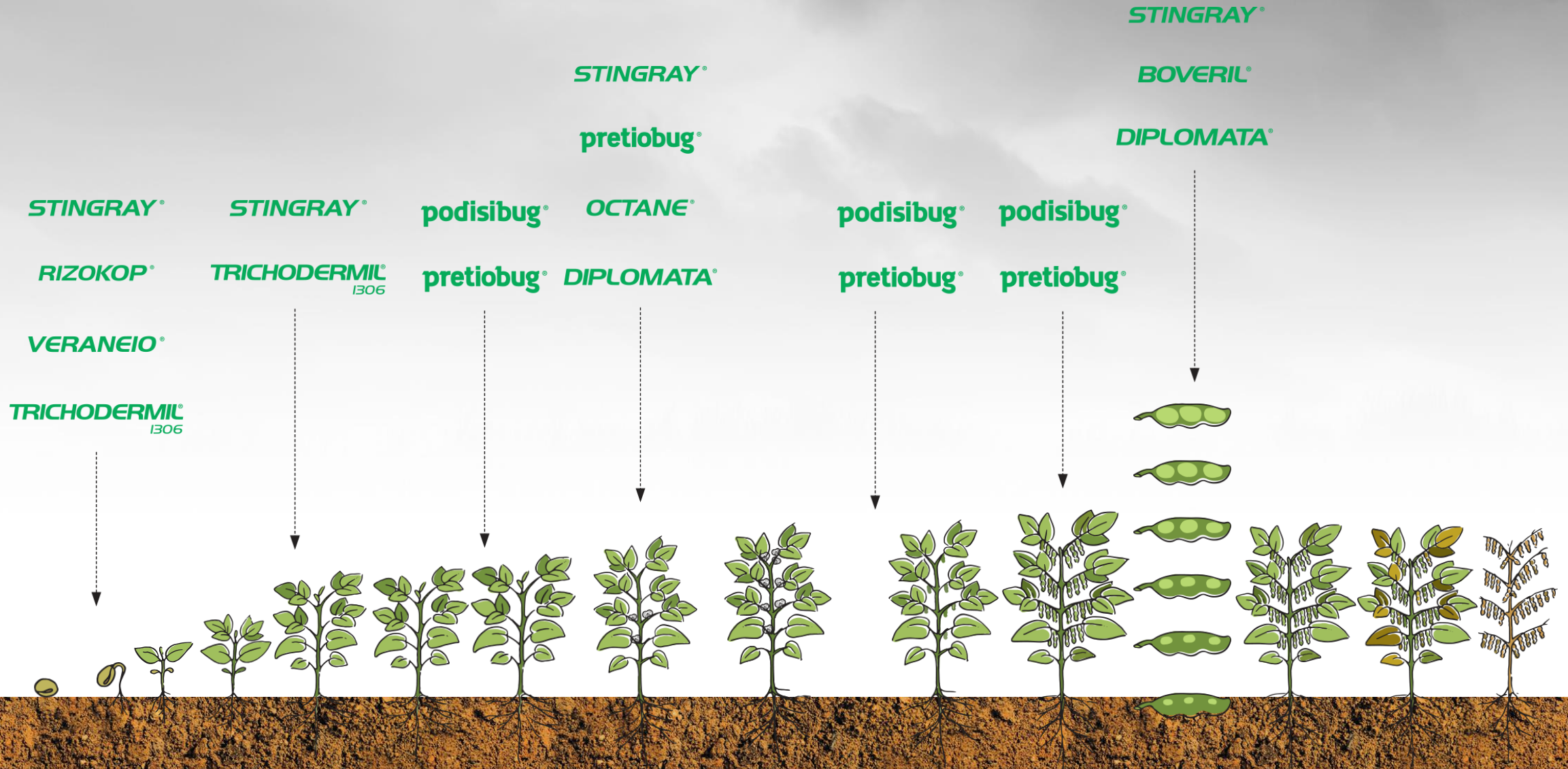
Powered by **KOPPERT**
BIOLOGICAL SYSTEMS


**First AGTECH Hub
focused on Biocontrol
in Brazil**



KOPPERT
BIOLOGICAL SYSTEMS

KOPPERT INTEGRATED SYSTEM SOYBEAN





RTRS producers & certified production 2018 | 2019

RTRS SUSTAINABLE SOURCING

Total tons per country 2018

Brazil: 3.886.465
 Argentina: 373.514
 Paraguay: 109.354
 China: 53.450
 India: 17.741
 USA: 13.188
 Uruguay: 11.520
 Mozambique: 950

 **7.088**
 producers certified
 against the RTRS Production
 Standard in 2018



Total tons per country 2019

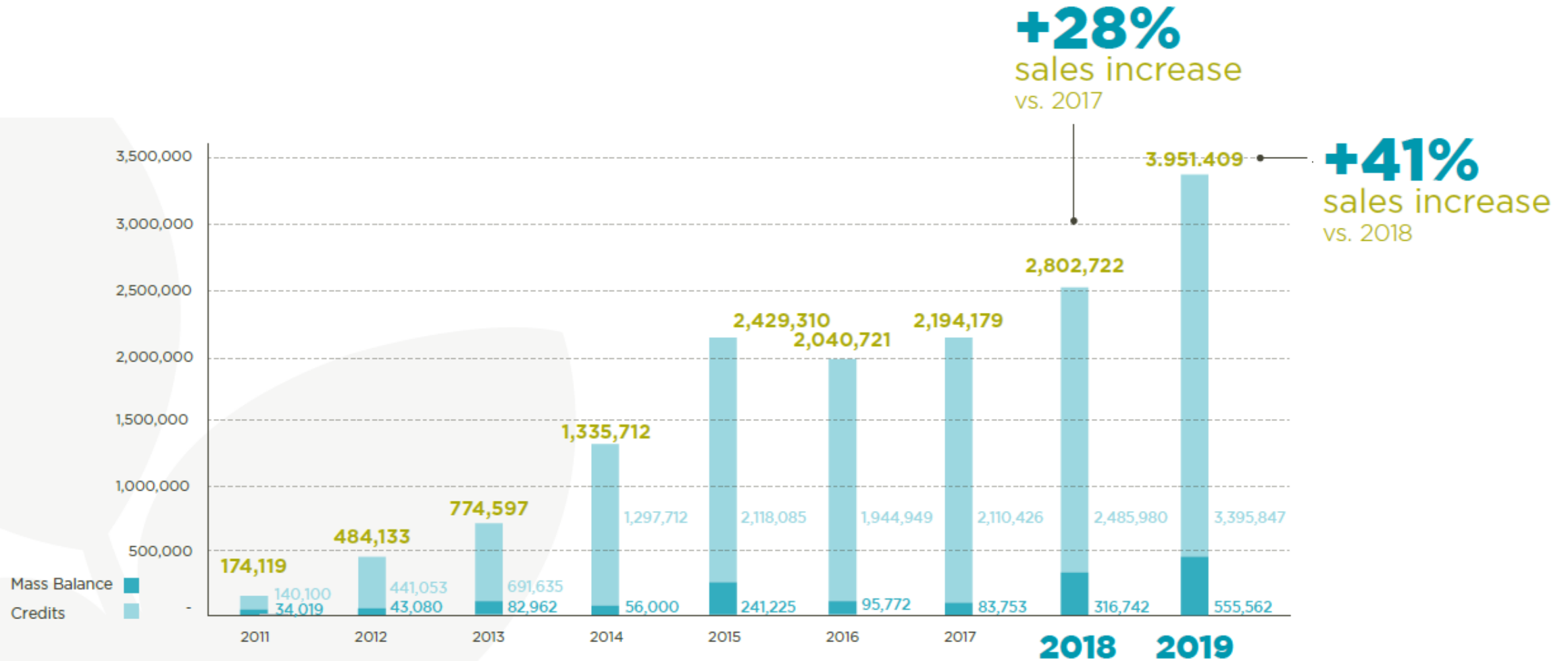
Brazil: 3.350.343
 Argentina: 545.884
 Paraguay: 65.434
 China: 61.348
 Uruguay: 30.738

 **264**
 producers certified
 against the RTRS Production
 Standard in 2019

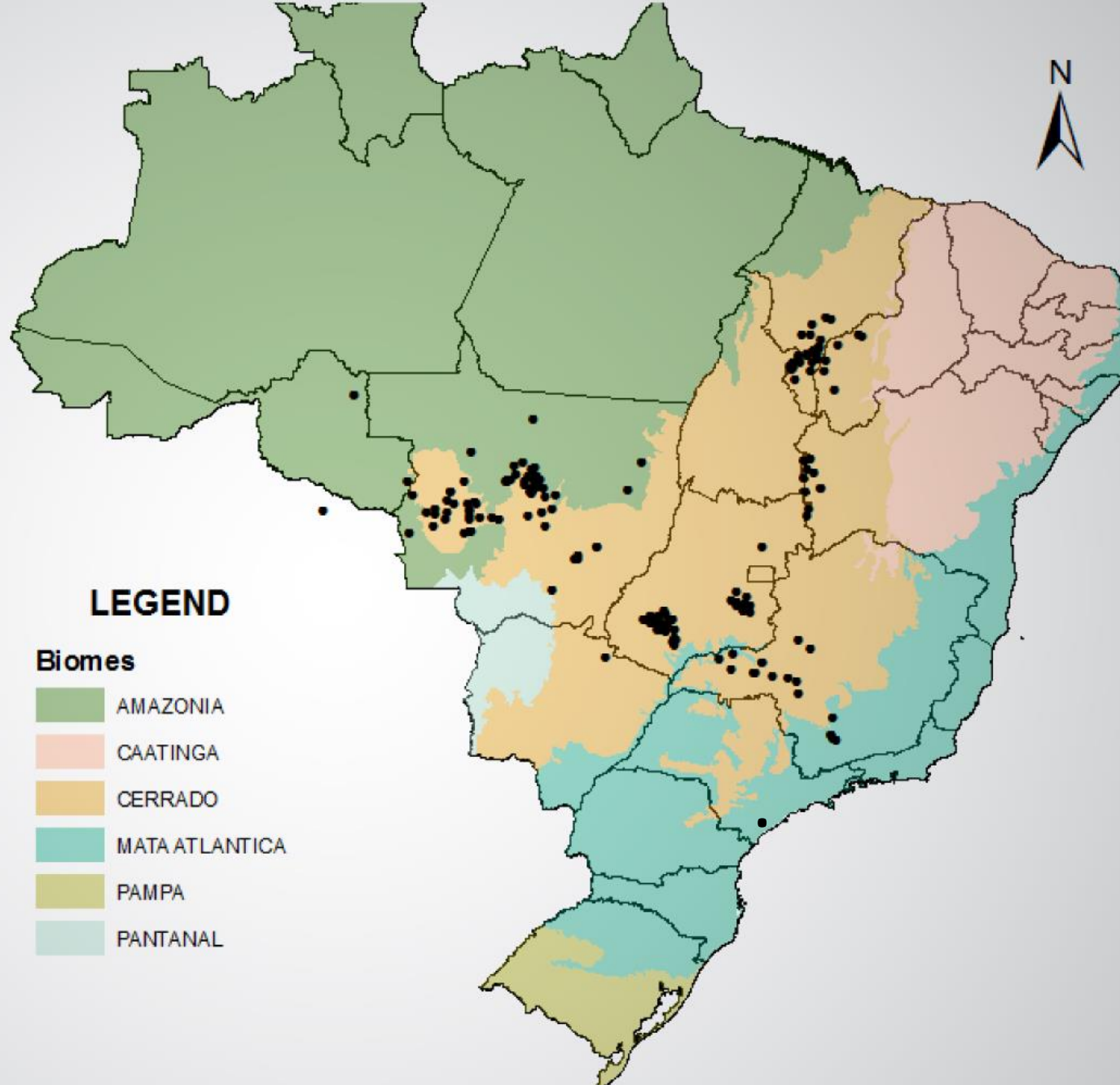
 **4,304**
 Producers under
 certification process in
 2019 expected to get
 the certification in 2020:
4,304
 (4,281 indian producers)



Uptake evolution per year (tons) credits and mass balance 2018 | 2019



Map RTRS Certified Farms 2019



LEGEND

Biomes

- AMAZONIA
- CAATINGA
- CERRADO
- MATA ATLANTICA
- PAMPA
- PANTANAL



RTRS Certified Farms by State 2019



Brazilian States	Number of Farms	Planted Area (ha)	% of the Certified Soy Area compared to the		% of Certified Production as a Share of the Total	
			Total Planted Area in each	TOTAL PRODUCTION (Tons)	Produced by Each State	
BA	12	60.474,84	3,8%	232.283,26	4,4%	
GO	51	66.026,84	1,9%	261.695,00	2,3%	
MA	29	189.213,51	19,1%	699.522,76	24,0%	
MG	18	24.850,64	1,6%	93.362,63	1,8%	
MS	2	9.710,40	0,3%	42.200,00	0,5%	
MT	90	467.074,95	4,8%	1.643.936,56	5,1%	
PI	6	78.780,91	10,4%	321.798,03	13,9%	
RO	3	11.195,00	3,4%	42.114,90	3,8%	
TO	1	4.113,00	0,4%	12.414,00	0,4%	
PR	5	6.080,00	0,17%	25.538,00	0,15%	
Total Geral	217	917.520,09	2,5%	3.374.865,14	2,9%	



Soy Footprint Calculator

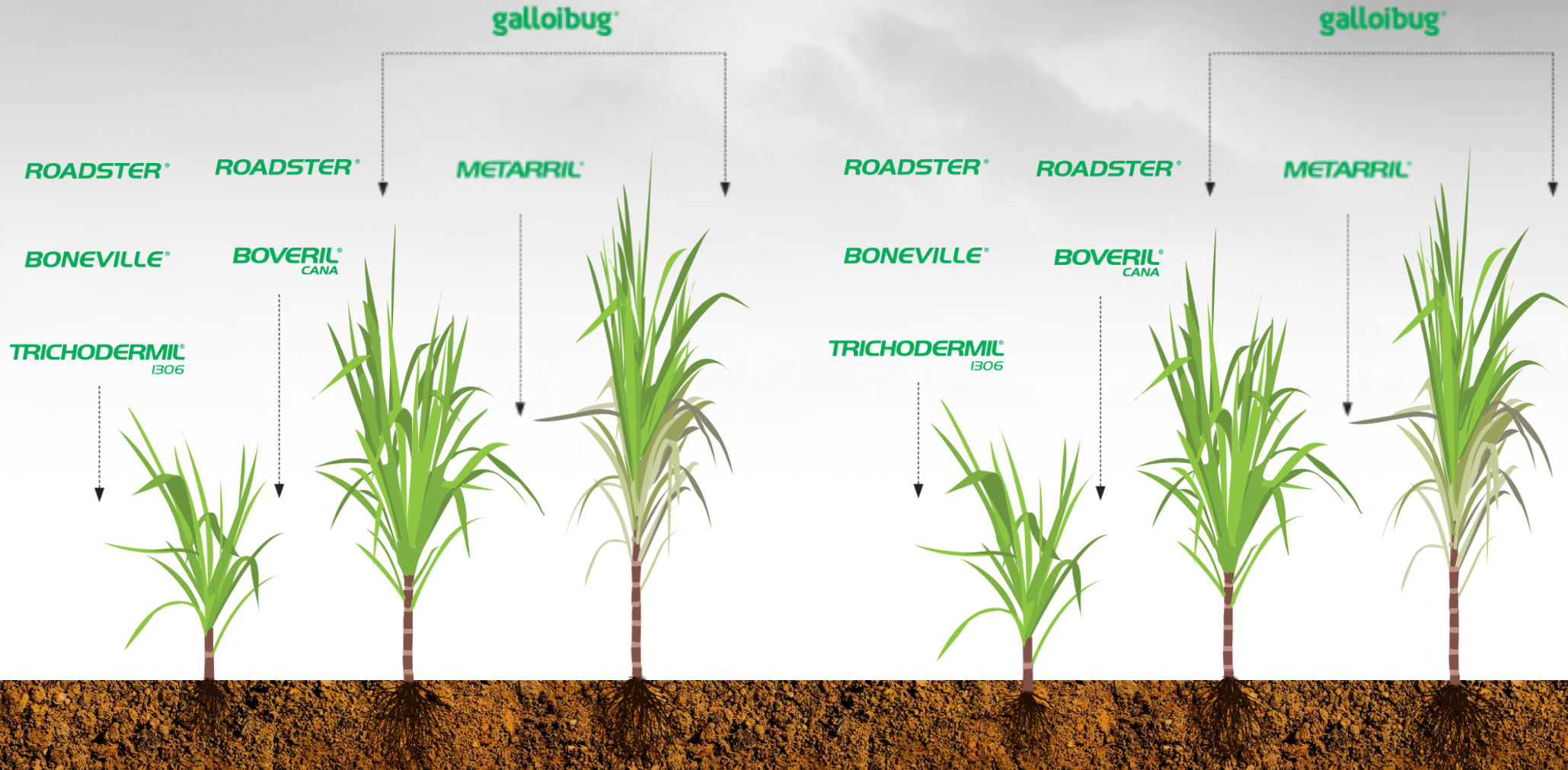
RTRS CONVERSION FACTOR SYSTEM

A Calculadora de Pegada de Soja RTRS é uma ferramenta transparente e pública. Com ela, os atores da cadeia de valor da soja, organizações e consumidores podem calcular o volume de soja embutido em determinados alimentos e rações para animais.

[Calcule a sua pegada de soja](#)

[Documento técnico de apoio](#)

KOPPERT INTEGRATED SYSTEM SUGAR CANE





○ **1 CBio = 1 TON OF AVOIDED CO₂**

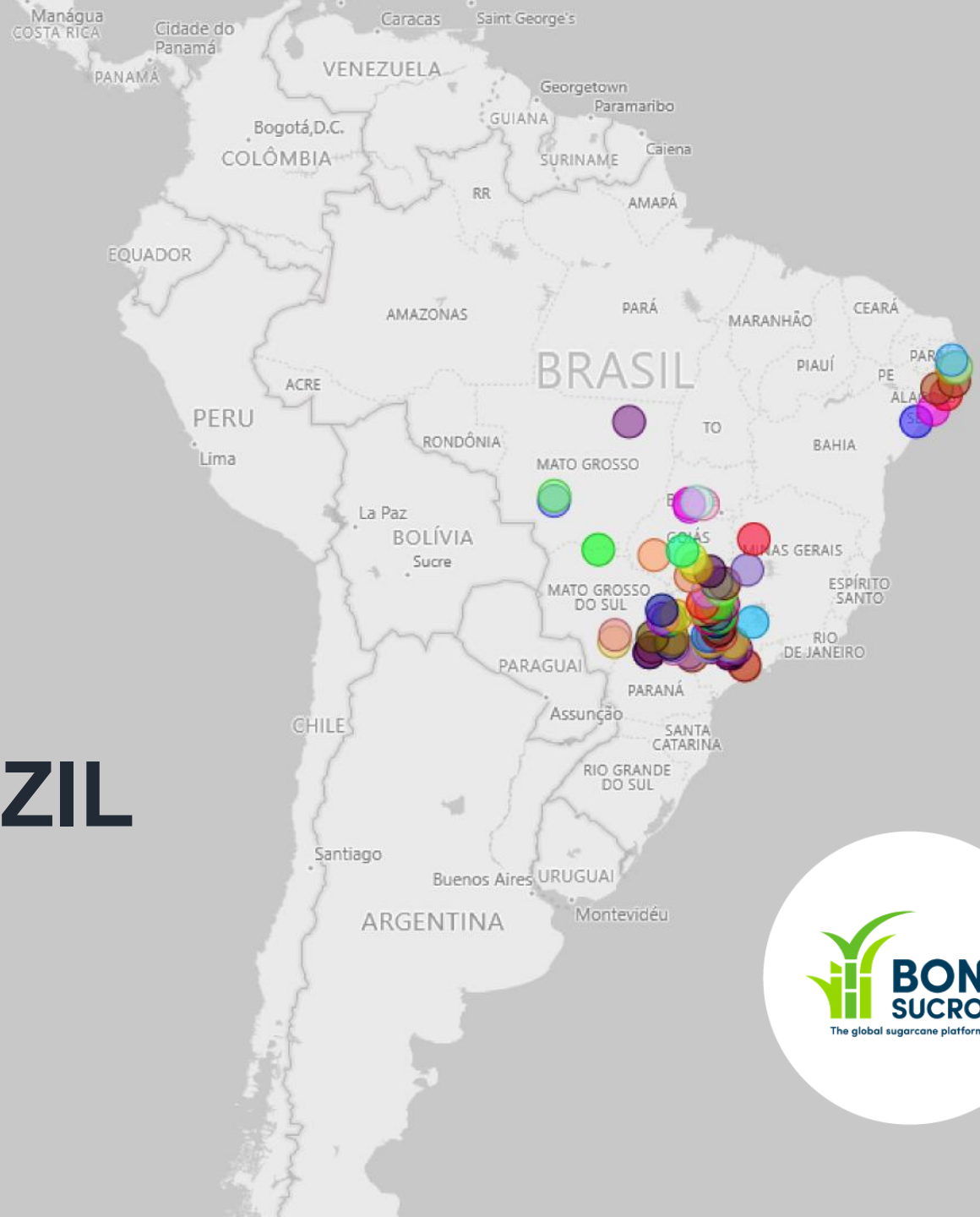
○ **2020 = Euro \$120M TRADE
(BRAZIL)**

○ **TARGET 90M TON (2030)**

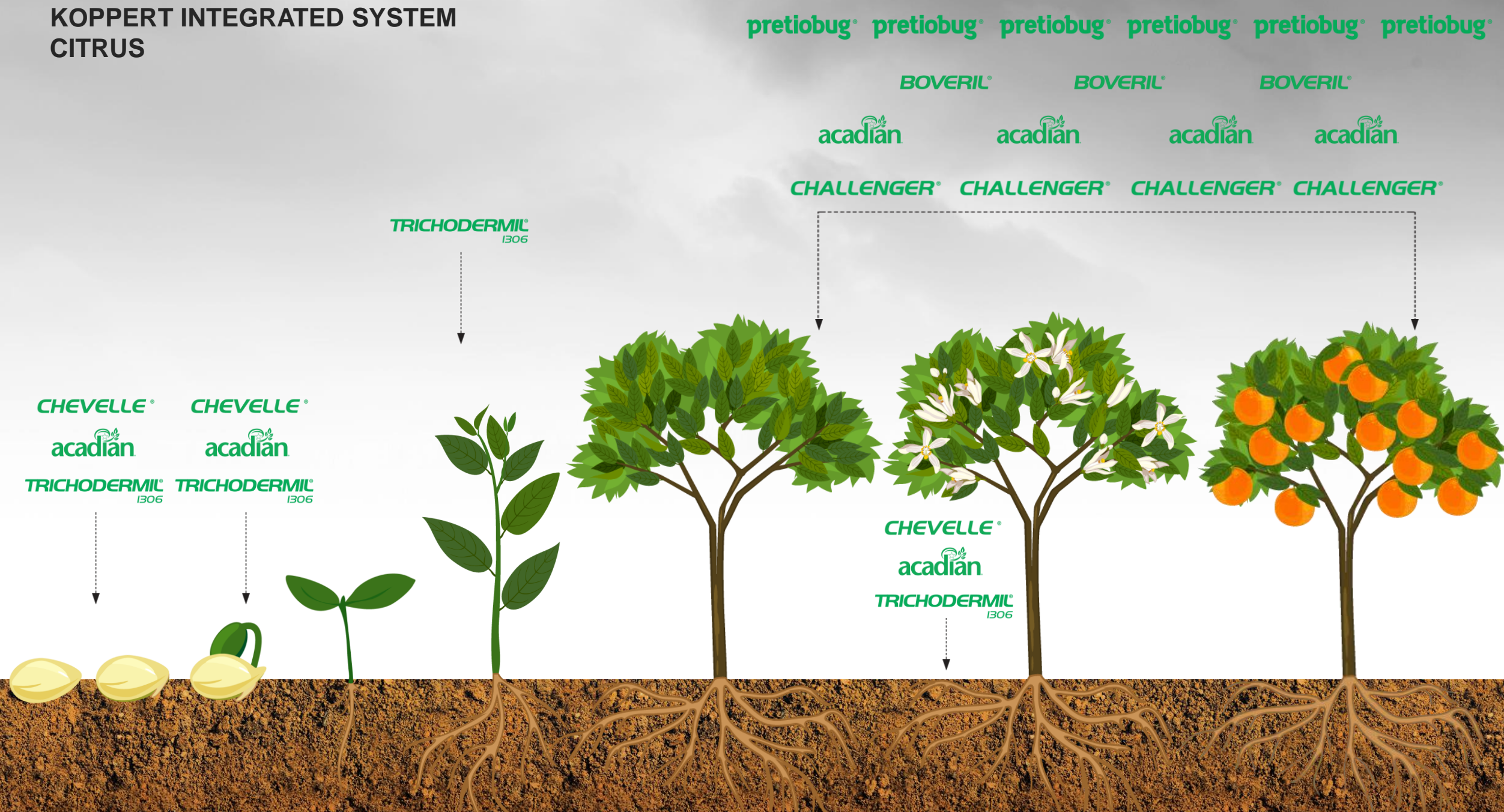




84 ENTITIES CERTIFIED BY BONSUCRO IN BRAZIL



KOPPERT INTEGRATED SYSTEM CITRUS





FUNDECITRUS
FUNDO DE DEFESA DA CITRICULTURA

RECONHECE

**EMPRESA AMIGA
DO CITRICULTOR**



KOPPERT
BIOLOGICAL SYSTEMS

KOPPERT INTEGRATED SYSTEM COFFEE

LEAF SPRAYING

acadian



DIPLOMATA®

BOVERIL®

acadian



DIPLOMATA®

BOVERIL®

acadian



DIPLOMATA®

BOVERIL®

acadian



acadian



GROUND SPRAYING

TRICHODERMIL®
1306

acadian

CHEVELLE®

BOVERIL®

TRICHODERMIL®
1306

acadian

CHEVELLE®





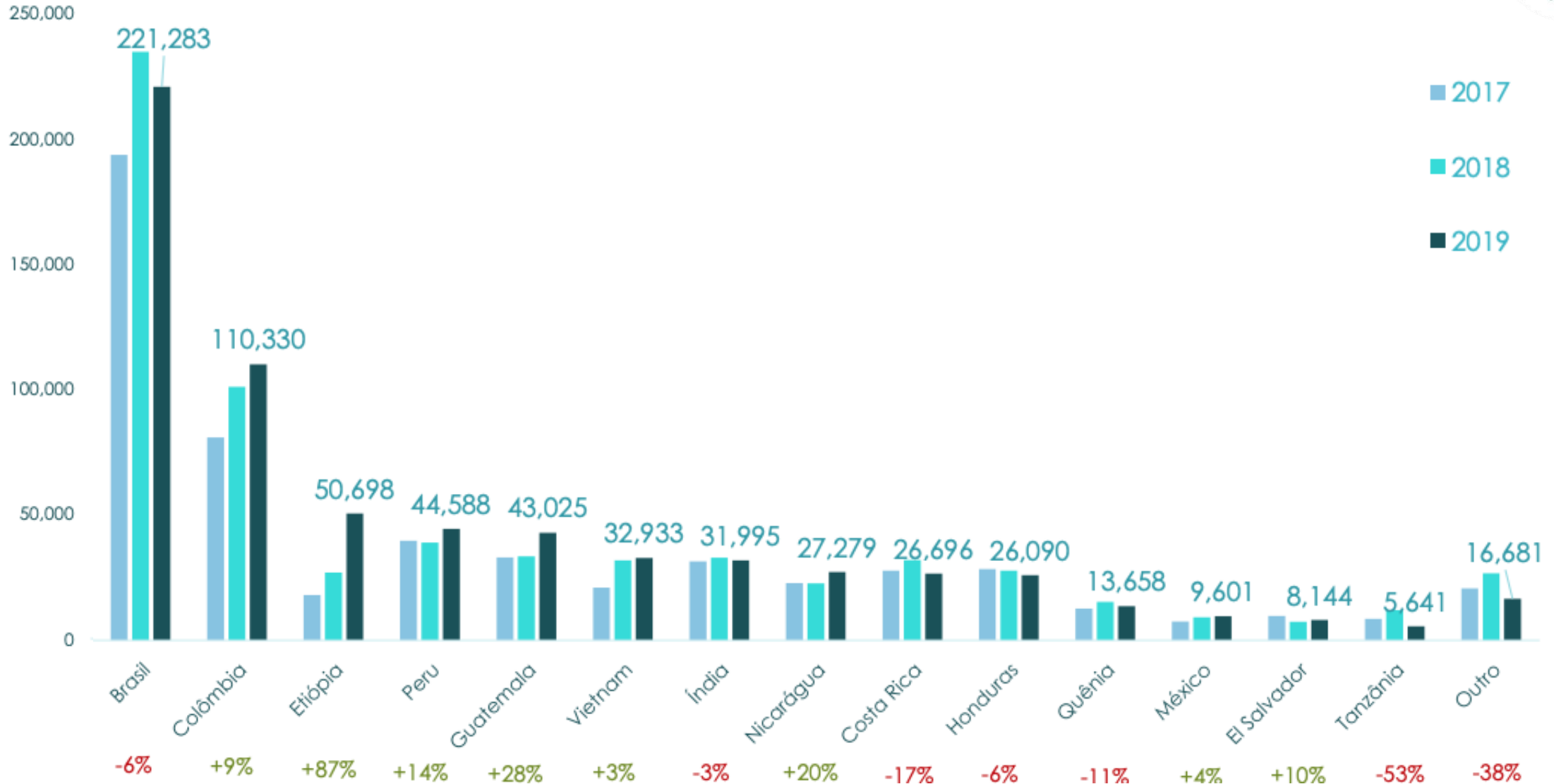
KOPPERT
BIOLOGICAL SYSTEMS

**UTZ 89 CERTIFICATE
HOLDERS**

**17 KEY COFFEE
STAKEHOLDERS
IN BRAZIL**



ESTIMATED PRODUCTION BY ORIGIN



THANK YOU

GUSTAVO HERRMANN
COMMERCIAL DIRECTOR KOPPERT BRAZIL

KOPPERT
BIOLOGICAL SYSTEMS